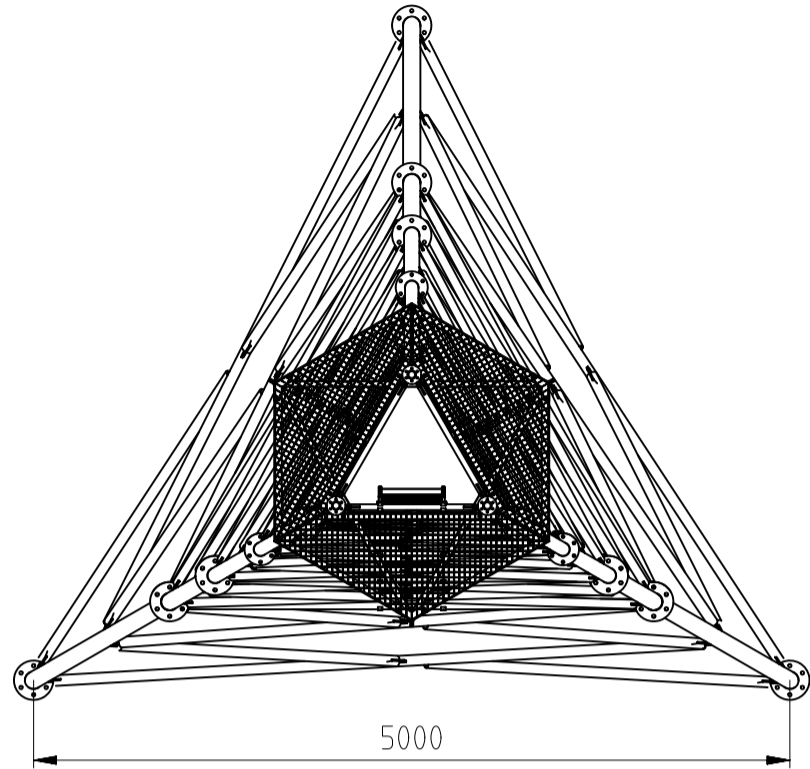
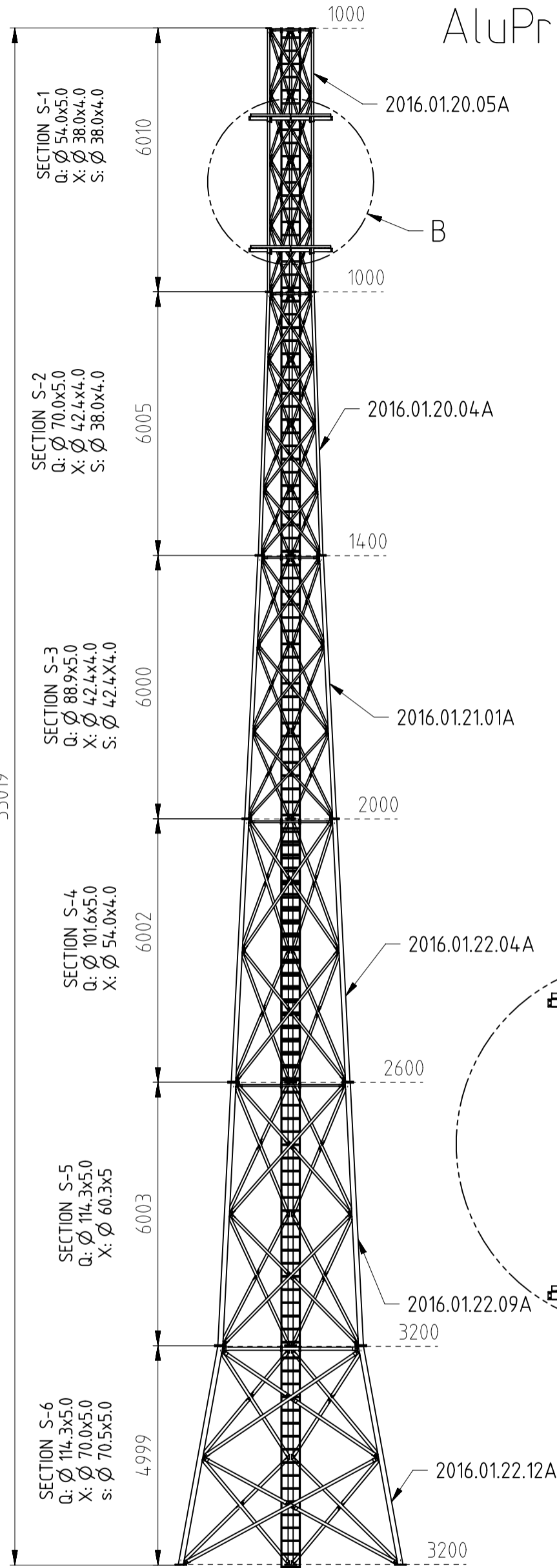


side view 1:100

Assembly drawing AluPro steel tower type W35-10-50 H=35.0m

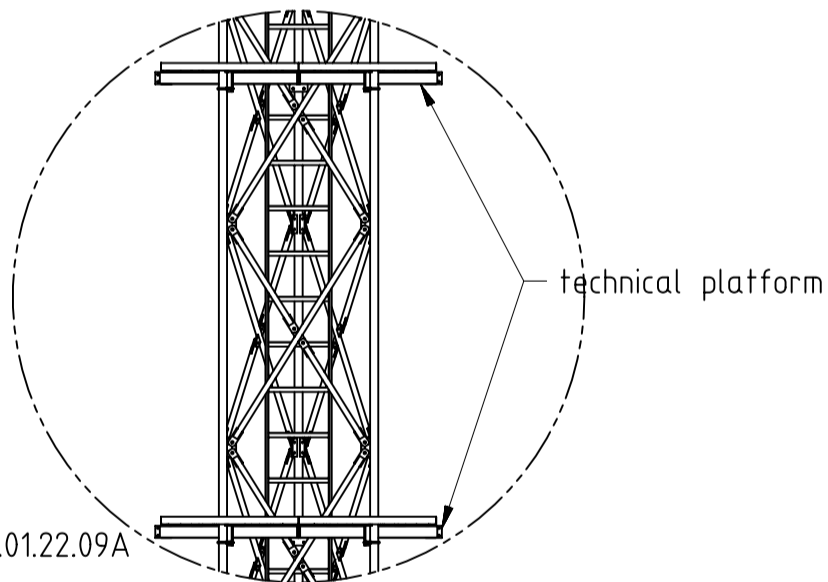
top view 1:50

35019



basic data:

- Height: 35m
- Weight: ~3900kg
- Material: steel S235
- Bottom width: 5.0m
- top width: 1.0m
- ladder: yes, inside
- sections joints: flanges with 6 bolts



DETAIL B
SCALE 1:50

Available accessories:

- Securo system (safety system for technician)
- antenna holders (radiolink, sectorial, omni)
- resing hatches
- separation crowns
- cable ladders
- etc.

TOLERANCES (UNLESS OTHERWISE SPECIFIED) ISO 2768-1:2009 "M" SERIES	
LINEAR DIMENSIONS	0.5 1 2 3 4 5 6 8 10 12 15 20 25 30 40 50 63 80 100 125 160 200 250 315 400 500 630 800 1000
ANGLES	±10' ±15' ±30'
FORM	±0.1 ±0.15 ±0.2 ±0.3 ±0.5 ±0.8 ±1.2 ±2
FREE SURFACES	±0.1 ±0.2 ±0.4 ±0.6 ±1.0 ±1.6 ±2.5

THIS DRAWING CONTAINS CONFIDENTIAL INFORMATION WHICH IS THE PROPERTY OF AluPro S.C. COMPANY. THIS DRAWING MAY NOT BE REPRODUCED, TRANSFERRED OR USED, OR ITS CONTENTS DISCLOSED WITHOUT THE PRIOR WRITTEN PERMISSION OF AluPro S.C. COMPANY			
MATERIAL:	AW6063T6/AW6082T6	QUANTITY:	
MACHINE:		DRAWN BY:	D.Wojciechowski
DRAWING PREPARED FOR:	AluPro	DATE:	24-01-2016
TITLE:	Tower W35-10-50 Assembly drawing	CHECKED BY:	
FIRST ANGLE PROJECTION:		3D FILE:	
	AluPro S.C.	SCALE:	1 : 100
		SHEET:	1 of 1
		JOB NUMBER:	
		DRAWING NO°:	2016.01.24.01A
		REV:	A