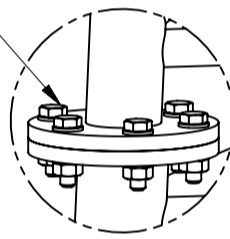

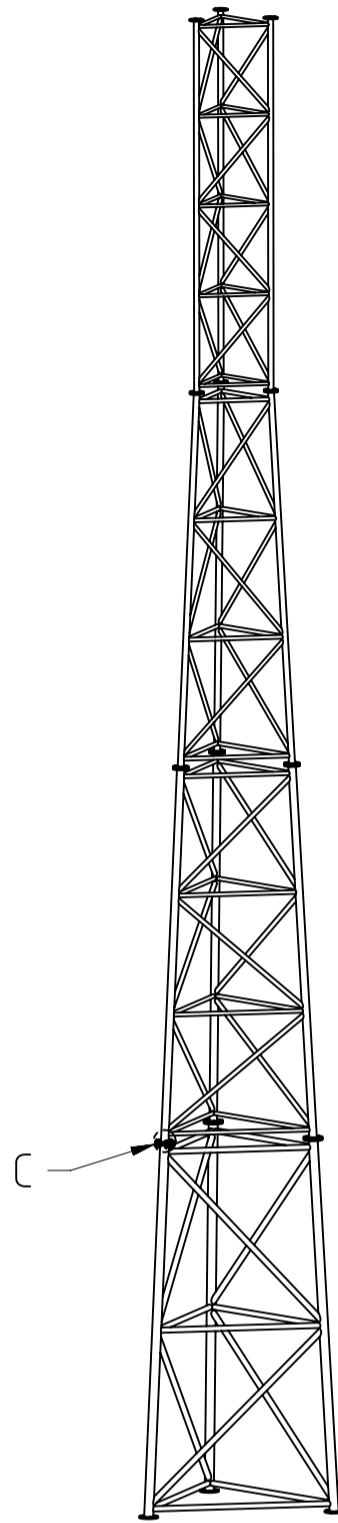


flange assembly example  
6 bolts M10x40 8.8



DETAIL C  
SCALE 1:5



TOLERANCES (UNLESS OTHERWISE SPECIFIED) ISO 2768-1/2001 "M" SERIES	10	50	100	400
LINEAR DIMENSIONS	±0.1	±0.1	±0.15	±0.2
ANGLES	±1'	±1'	±1'	±1'
FORM	±0.1	±0.1	±0.15	±0.2
POSITION	±0.1	±0.1	±0.15	±0.2
PERPENDICULARITY	±0.1	±0.1	±0.15	±0.2
PARALLELISM	±0.1	±0.1	±0.15	±0.2
CONCENTRICITY	±0.1	±0.1	±0.15	±0.2
SYMMETRY	±0.1	±0.1	±0.15	±0.2
FREE SURFACE	±0.1	±0.1	±0.15	±0.2
ROUNDNESS	±0.1	±0.1	±0.15	±0.2
CHAMFER	±0.1	±0.1	±0.15	±0.2

THIS DRAWING CONTAINS CONFIDENTIAL INFORMATION WHICH IS THE PROPERTY OF AluPro S.C. COMPANY. THIS DRAWING MAY NOT BE REPRODUCED, TRANSFERRED OR USED, OR ITS CONTENTS DISCLOSED WITHOUT THE PRIOR WRITTEN PERMISSION OF AluPro S.C. COMPANY

MATERIAL:	AW6063T6	QUANTITY:	DRAWN BY: D.Wojciechowski	
MACHINE:		tbd	DATE: 05-01-2016	
DRAWING PREPARED FOR: AluPro		CHECKED BY:		
TITLE: T500 10m tower Scheme		3D FILE:		
FIRST ANGLE PROJECTION:		SCALE: 1 : 50	SHEET: 1 of 1	
		JOB NUMBER:		REV: A
AluPro s.c.		DRAWING NO°: 2016.01.05.03A		